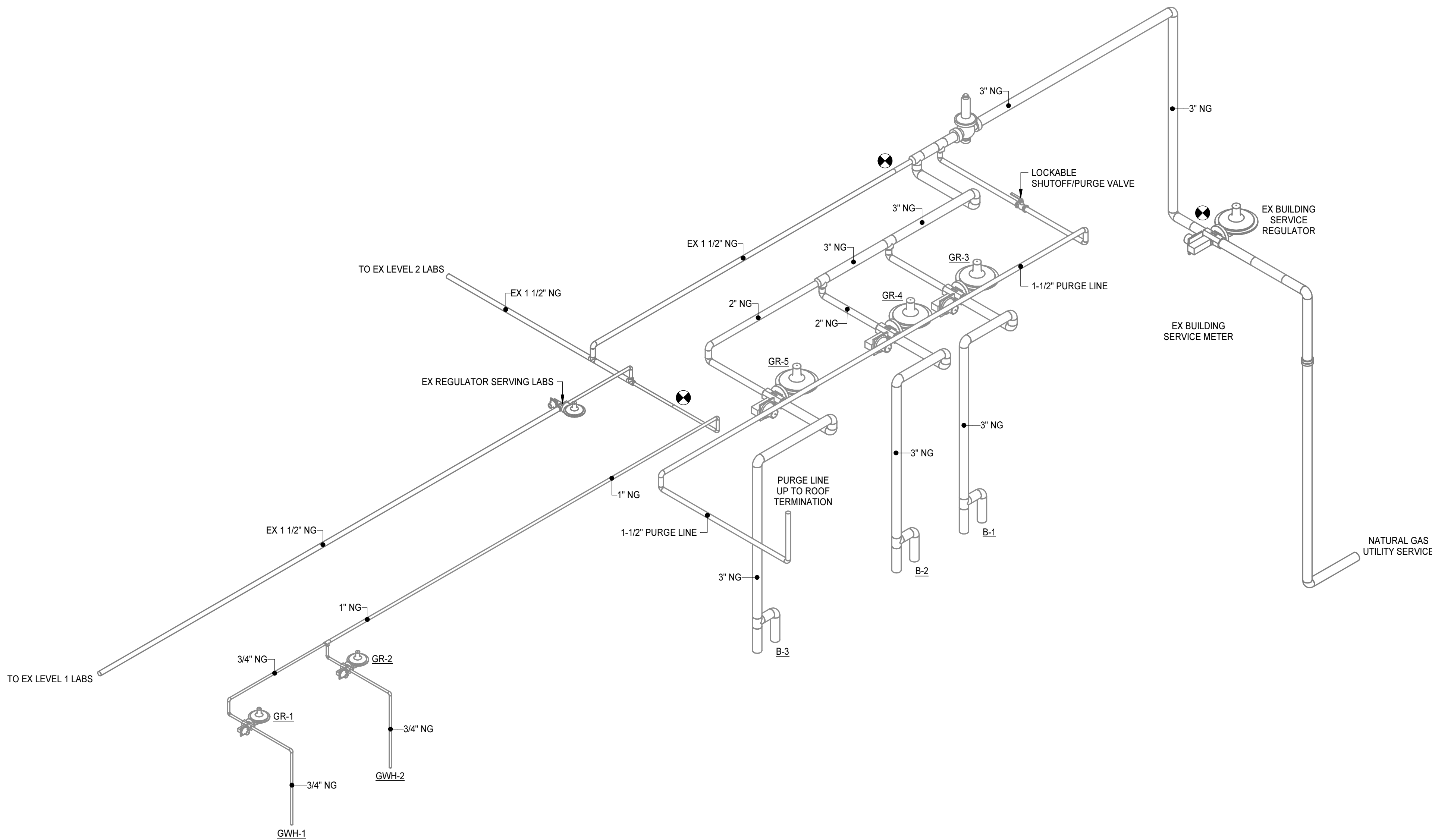


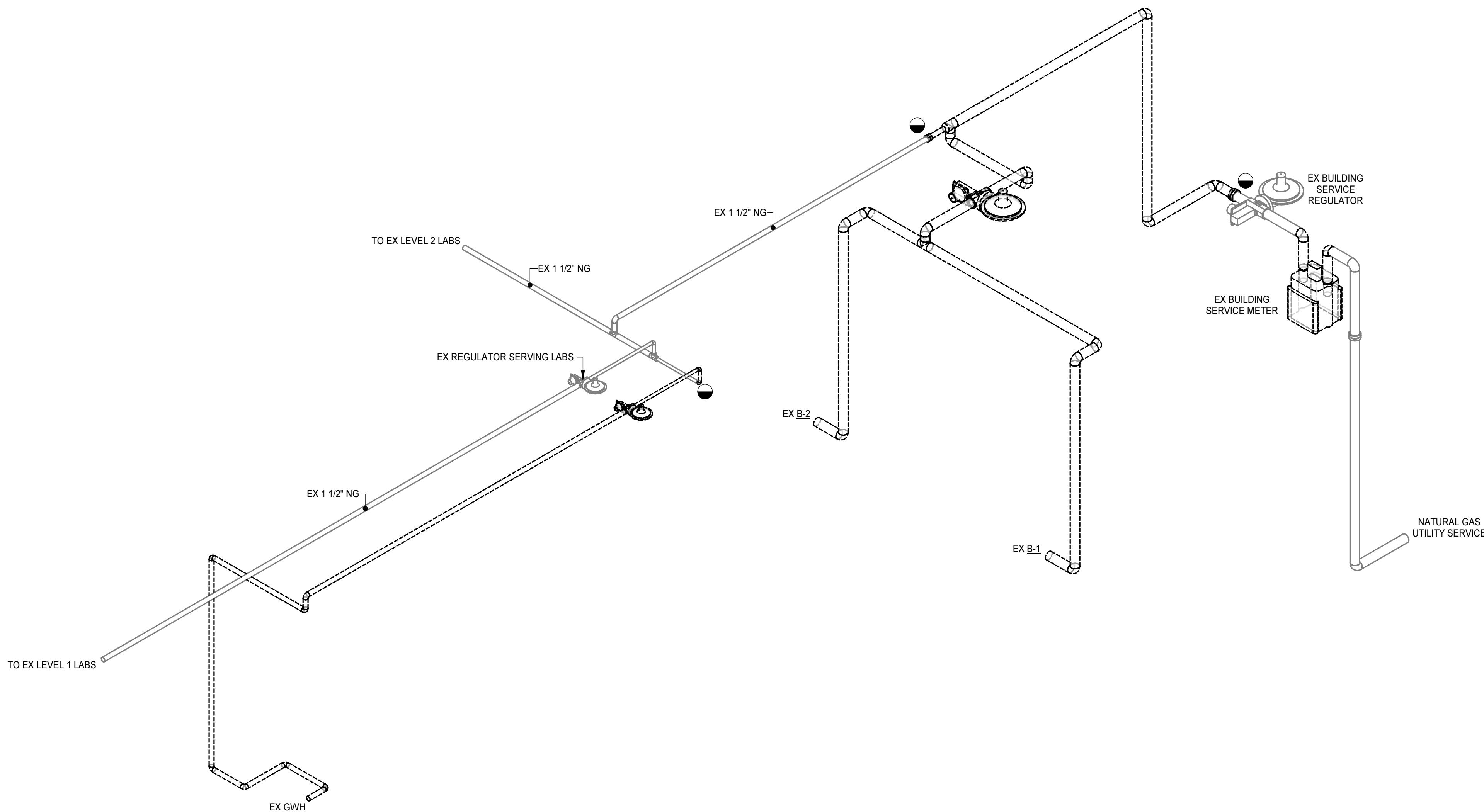
GAS REGULATOR SCHEDULE													
TAG	BASIS OF DESIGN			LOAD		PRESSURE		ORFICE	ORFICE ANGLE	CONNECTION SIZE			NOTES
	MANUFACTURER	MODEL	SPRING	SERVICE	MBH	INLET	OUTLET			VENT (IN)	INLET (IN)	OUTLET (IN)	
GR-0	SENSUS	121-12 2" x 2"	CADMIUM 143-16-021-08	BUILDING SERVICE REGULATOR	10,480	10 PSI	2 PSI	N/A	N/A	1"	2"	3"	2, 3
GR-1	MAXITROL	325-5L 3/4" x 3/4"	N/A	DOMESTIC WATER HEATERS (GWH-1)	200	2 PSI	7" w.c.	N/A	N/A	N/A	3/4"	3/4"	1, 2
GR-2	MAXITROL	325-5L 3/4" x 3/4"	N/A	DOMESTIC WATER HEATERS (GWH-2)	200	2 PSI	7" w.c.	N/A	N/A	N/A	3/4"	3/4"	1, 2
GR-3	SENSUS	121-12-QRS 1-1/2" x 1-1/2"	GREEN 143-16-021-05	MECHANICAL BOILER (B-1)	3,000	2 PSI	11" w.c.	N/A	N/A	1"	2"	3"	2
GR-4	SENSUS	121-12-QRS 1-1/2" x 1-1/2"	GREEN 143-16-021-05	MECHANICAL BOILER (B-2)	3,000	2 PSI	11" w.c.	N/A	N/A	1"	2"	3"	2
GR-5	SENSUS	121-12-QRS 1-1/2" x 1-1/2"	GREEN 143-16-021-05	MECHANICAL BOILER (B-3)	3,000	2 PSI	11" w.c.	N/A	N/A	1"	2"	3"	2
1. PROVIDE REGULATOR WITH VENT LIMITER DEVICE. 2. PROVIDE INCREASER AND DECREASER FITTINGS WHERE REQUIRED TO PROVIDE DESIRED INLET AND OUTLET CONNECTION SIZES TO VARYING REGULATOR BODY SIZES. 3. BUILDING SERVICE REGULATOR TYPICALLY SUPPLIED BY UTILITY SERVICE PROVIDER, INFORMATION INDICATED IS SHOWN FOR MINIMUM PERFORMANCE REQUIREMENTS REFERENCE PURPOSES ONLY.													

NEW CONNECTED GAS LOAD SCHEDULE			
TAG	DESCRIPTION	LOCATION	INPUT (BTUH)
GWH-1	DOMESTIC WATER HEATER - CONDENSING	MECHANICAL 1175	199,900
GWH-2	DOMESTIC WATER HEATER - CONDENSING	MECHANICAL 1175	199,900
EX LABS	EXISTING BUILDING LAB LOADS	GENERAL BUILDING	1,080,000
B-1	MECHANICAL BOILER	MECHANICAL 1175	3,000,000
B-2	MECHANICAL BOILER	MECHANICAL 1175	3,000,000
B-3	MECHANICAL BOILER	MECHANICAL 1175	3,000,000
TOTAL CONNECTED LOAD			10,479,800


EXISTING CONNECTED GAS LOAD SCHEDULE			
TAG	DESCRIPTION	LOCATION	INPUT (BTUH)
EX GWH	EXISTING DOMESTIC WATER HEATER	MECHANICAL 1175	400,000
EX LABS	EXISTING BUILDING LAB LOADS	GENERAL BUILDING	1,080,000
EX B-1	EXISTING MECHANICAL BOILER	MECHANICAL 1175	6,912,000
EX B-2	EXISTING MECHANICAL BOILER	MECHANICAL 1175	6,912,000
TOTAL CONNECTED LOAD			15,304,000



GAS PIPING DIAGRAM
NO SCALE



GAS PIPING DIAGRAM - DEMOLITION
NO SCALE



PROJECT NO. 580999	DATE MARCH 27, 2019
REVISIONS	
DATE	DESCRIPTION